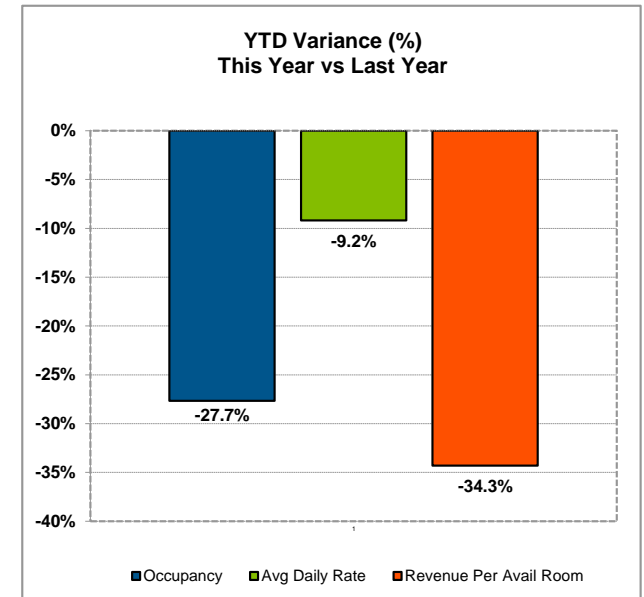
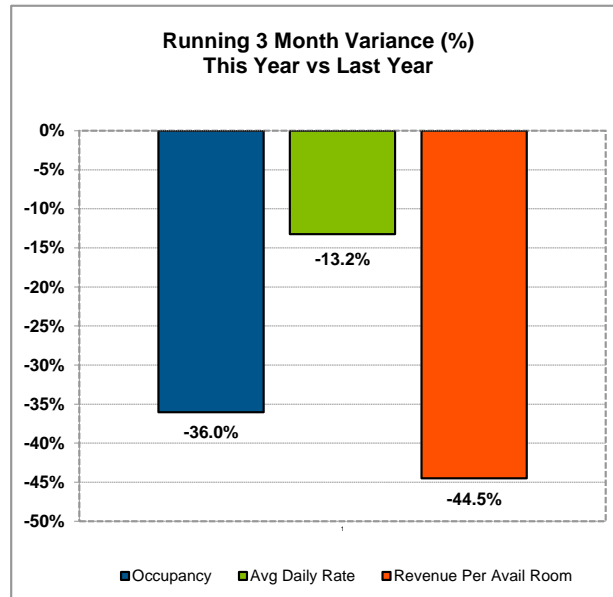
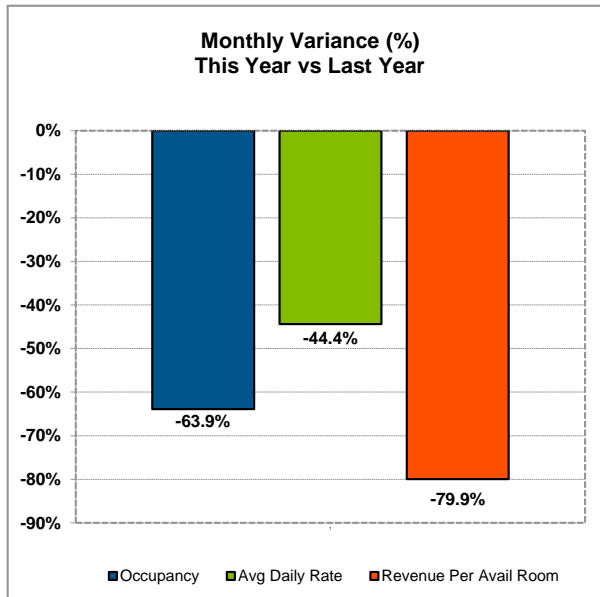




Monthly Hotel Report - Total United States - April 2020

	Month		3 Months Ending		Year to Date	
	Apr 2020	% Change	Apr 2020	% Change	Apr 2020	% Change
Occupancy	24.5%	-63.9%	42.3%	-36.0%	45.7%	-27.7%
Average Daily Rate	\$73.23	-44.4%	\$113.84	-13.2%	\$117.75	-9.2%
Revenue Per Available Room	\$17.93	-79.9%	\$48.19	-44.5%	\$53.84	-34.3%



Source: STR

Please do not publish or distribute this report. You may cite specific data points when properly sourcing STR. For additional information about specific markets or STR Chain Scales, please contact STR at +1 (615) 824 8664, or e-mail media@str.com.

Date Created: May 19, 2020